

Applications

- Tall option to allow for a roof mounted unit with a deeper base rail
- Vibration reduction of roof mounted equipment.
- Easy roof curb integration
- Standard or high capacity

Features

- Efficient on-site assembly
- Integrated seismic and wind restraints
- Additional restraint stiffner
- Pre-loaded spring assembly
- High strength aluminum alloy
- Quick lead time


SOURCED IN USA



RAMrail-T
DESCRIPTION: ISOLATION RAIL TALL
PART NUMBER: RAM-RA-T

RAMrail-T System

The RAMrail-T offers all of the attributes of RAM's isolation rail system, but with a taller upper profile to allow for roof mounted equipment with a larger base rail. The RAMrail-T is designed to reduce the vibration from a roof curb mounted piece of equipment to the building structure. Additionally, the RAMrail-T also acts as a seismic and wind restraint to keep the unit attached to the roof curb. RAM-ISO will engineer each RAMrail-T system to match the specified unit and meet any customer requirements. The RAMrail-T system is available in either 1" or 2" deflection depending on the customer's requirements. The RAMrail-T system is shipped nearly fully assembled with the springs and restraints installed at RAM-ISO in order to reduce onsite labor.

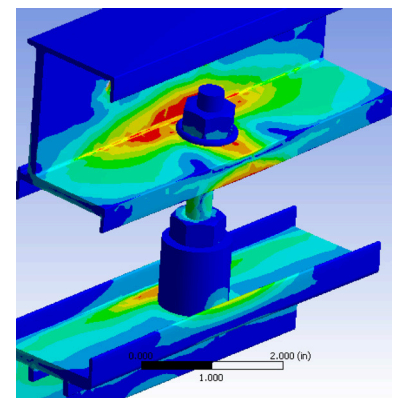


RAMrail-T System

RAMrail-T Attributes

Why use vibration isolation under your roof-top-units?

Prepackaged RTUs have a number of different components that can create mechanical vibration. Some of these can be individually isolated but most cannot. The simplest and most economical way to solve this issue is to place the entire unit on a vibration isolation rail. The RAMrail-T system uses coil spring as a resilient media to absorb the vast majority of the vibration energy emanating from the unit. The RAMrail-T system was designed using the latest in finite element analysis technology, (FEA). The RAMrail-T seismic and wind restraints are integrated into the design allowing the rails to be shipped assembled with the restraints installed, thus ensuring proper installation of the restraints.

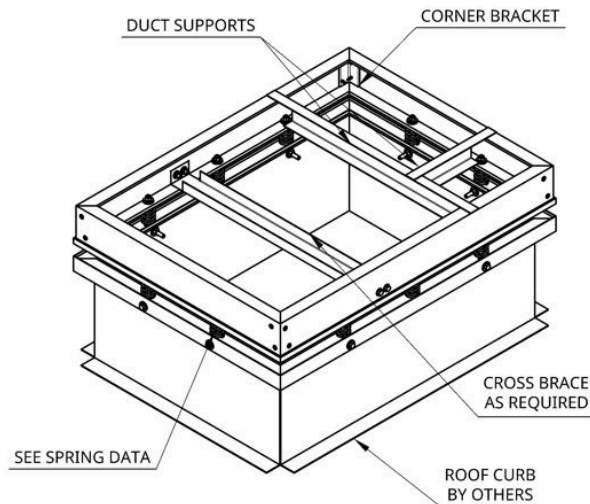


FEA showing the VIBrail-T under load

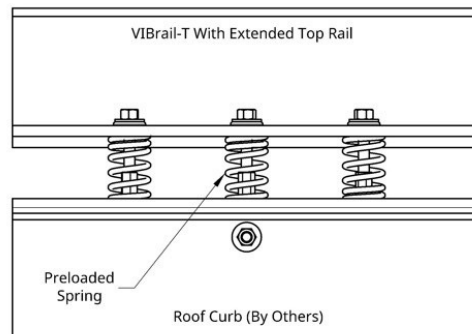
RAMrail-T Specifications

1. Seismic and wind restraints shall be integrated within the upper and lower rail and assembled by the rail manufacturer to ensure quality.
2. The upper and lower rails shall be made of high strength aluminum to ensure strength and corrosion resistance.
3. The springs must be installed by the manufacturer to ensure proper placement and quality.
4. The upper and lower rails shall be sealed from the environment using a flexible membrane
5. All connections to the unit shall have flex connectors to ensure proper isolation from the building structure.
6. Curb-mounted roof top equipment shall be isolated by a RAM-ISO patented RAMrail-VIR system.
7. 100% Made in the U.S.A.

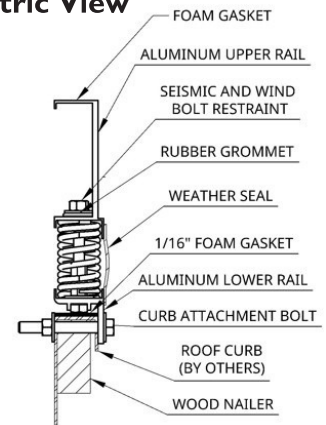
SPRING DATA (INCHES AND POUNDS)			
DEF	RATING	COLOR	OPER. HT.
1"	30	BLUE	1.5
1"	60	GREEN	1.5
1"	120	RED	1.5
1"	200	BLACK	1.5
2"	30	BLUE	2
2"	60	GREEN	2
2"	120	RED	2
2"	200	BLACK	2



RAMrail-T Isometric View



RAMrail-T Front View



RAMrail-T Cross-Section View

Additional Options

- 1" or 2" deflection
- Seismic certification
- Duct supports
- Island supports
- Pipe chase supports

For more information regarding the RAMrail-T system, please visit us at www.RAMFAB.com.